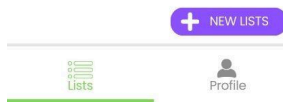


3. Homepage



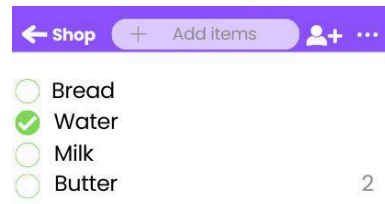
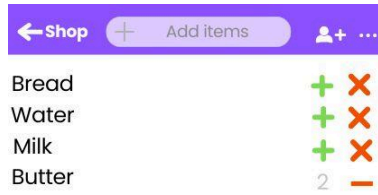
4. Add new lists




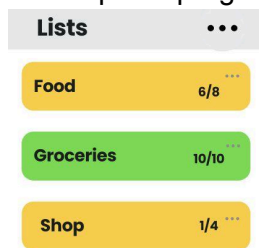
Shop

CREATE

5. Add items to lists and mark as bought:



6. "Shop" list progress on the homepage



8. Profile page

Hello!



Settings

Appearance

Notification



Lists

Profile

9. Appearance Settings

← Appearance

Light



Dark

Automatic

10. Account Settings



mara@gmail.com

Edit name >

Change email >

Change password >

Log Out ↗

Delete Account

Lists

Profile